

EMERGENCY EXIT SIGNS

SK-8

MATERIALS:

White polycarbonate body
Opal polycarbonate cover

MOUNTING:

Surface (ceiling, wall)
Optional recessed (ceiling**)

POWER SUPPLY:

Self contained – 220÷240VAC/50÷60Hz
Central battery – 220÷240VAC/50÷60Hz; 176 - 275VDC
Central battery FZLV – 24VDC

LIGHT SOURCE:

1W, 2W LED

CHARGING:

BASIC: max. 24h
STANDARD: max. 24h
PREMIUM: max. 12h; energy-saving electronic charger

AUTONOMY AND BATTERIES:

BASIC: 1h or 3h, Ni-Cd 3,6V batteries
STANDARD: 1h or 3h, Ni-Cd 3,6V batteries
PREMIUM: 1h or 3h, LiFePO₄ 6,4V batteries

INSULATION CLASS:

II or III

IP RATING:

IP44

VIEWING DISTANCE:

30m

AMBIENT TEMPERATURE:

Self-contained:
t_a: 0°C÷40°C
CB:
t_a: 0°C ÷ 50°C

OPTIONS:

SE – non maintained
SA – maintained (with an option of connecting as non-maintained)
PT – manual test button
AT – autotest
RU – Rubic UNA central monitoring
RW – RUBIC UNA Wireless central monitoring
FZLV – central battery FZLV 24VDC
CB – central battery

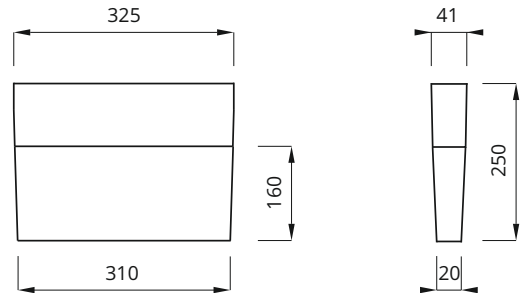
ADDITIONAL INFORMATION:

LED indicator signalizes mains power supply and battery charge
Deep discharge protection
III class of insulation of FZLV version

**requires an accessory for recessed mounting, RW option not available

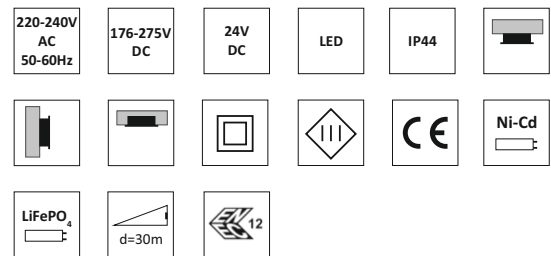
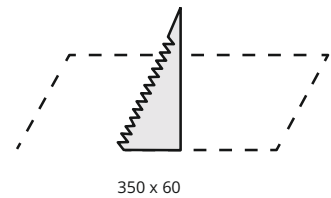


DIMENSIONS (mm):



RECESSING CUT (mm):

• ceiling



*pictogram



KM 618355
BS-EN 60598-2-22

*1pc of universal pictogram is included in each single box
Current list of products with Kitemark and ENEC is available at www.awex.eu

EMERGENCY EXIT SIGNS

SELF-CONTAINED CONFIGURATION:

CODE	POWER	MODULE	AUTONOMY [h]		MODE	OPTIONS		COLOR
BASIC								
SK8	1W	E	1	3	SE	PT	X	WL
STANDARD								
SK8	1W	C	1	3	SA	PT	X	WL
	2W	C	1	3	SA	PT	X	WL
PREMIUM								
SK8	1W	B	1	3	SA	AT RU RW		WL
	2W	B	1	3	SA	AT RU RW		WL

CENTRAL BATTERY CONFIGURATION - NON-ADDRESSABLE

CODE	POWER	MODULE	SYSTEM	OPTIONS		COLOR
SK8	1W	F	CB	CBS	X	WL
	2W	F	CB	CBS	X	WL

CENTRAL BATTERY CONFIGURATION - ADDRESSABLE

CODE	POWER	MODULE	SYSTEM	OPTIONS		COLOR
SK8	1W	Z	CB	ADE	ADP	WL
	2W	Z	CB	ADE	ADP	WL

FZLV SYSTEM CONFIGURATION

CODE	POWER	SYSTEM	COLOR
SK8	1W	FZLV	WL
	2W	FZLV	WL

LEGEND:

- SK8 – fixture SK-8
- E – electronic gear for BASIC self-contained fittings
- C – electronic gear for STANDARD self-contained fittings
- B – electronic gear for PREMIUM self-contained fittings
- F – electronic gear for central battery fittings
- Z – electronic gear for addressable central battery fittings
- SE – non-maintained
- SA – maintained (with an option of connecting as non-maintained)
- PT – manual test button
- X – fitting without additional options
- AT – autotest
- RU – RUBIC UNA central monitoring
- RW – RUBIC UNA Wireless central monitoring
- CB – central battery version
- CBS – central battery for circuit monitoring
- ADE – central battery with ADE address module
- ADP – central battery with ADP address module – SMART technology
- FZLV – central battery FZLV 24 VDC
- WL – white body and opal cover